

ESC CardioMed

The new ESC Textbook of Cardiovascular Medicine, ESC CardioMed, is a continuously updating electronic database (Figure 1)

Education—the mission of the ESC

The education of trainees, postgraduate, and established cardiologists alike and other health-care professionals has always been a critical component of the mission of the *European Society of Cardiology*. Besides the most successful congresses of the main Society as well as its associations, the growing *ESC Journal Family* and also the *ESC Textbook of Cardiovascular Medicine* have been important products of this successful strategy.

The ESC Textbook of Cardiovascular Medicine

The first edition of the *ESC Textbook of Cardiovascular Medicine* was published in print in 2009 by Blackwell, with John Camm, Thomas F. Lüscher, and Patrick Serruys as editors. Following the success of the first edition, the second edition appeared in 2011, this time published by Oxford University Press. Although available from the outset in a basic digital format, after the launch of the second edition the editors of the textbook felt that in today's modern world a more dynamic electronic version of a cardiology textbook with a sophisticated search system, many illustrations, and movies should be developed.

ESC CardioMed

Thus, in 2016 the ESC Board of the *European Society of Cardiology* decided to launch a third edition of the textbook, this time in a completely different format. The editors, now also including Gerald Maurer (Figure 2), decided to enlarge the scope of the textbook to include many of the so far uncovered topics within the growing field of cardiovascular medicine, such as embryology, catheter-based structural interventions, psychological factors, ethnicity, interpretation of trials, and personalized medicine, to name but a few.

As such, the concept of a huge primarily electronic textbook was born with four main editors, 63 section co-ordinators, and more than 1000 chapter authors. As one can imagine, such a large project took more time than anticipated to develop, but the editors are now ready

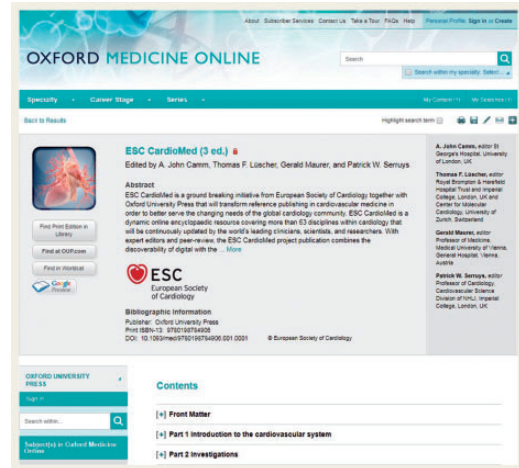


Figure 2 ESC CardioMed editors (L) to (R) Thomas F. Lüscher, John A. Camm, Gerald Maurer, Patrick W. Serruys.

to proudly announce the publication of *ESC CardioMed*. Access to this huge electronic database is available as a membership benefit for all Professional Members and Fellows of the *European Society of Cardiology* (Figure 3). For others wishing to access the publication, annual subscriptions are available for individuals and institutions alike through the publisher.

In spring 2018, about one-third of the *ESC CardioMed* content became available online and now on the occasion of the Annual

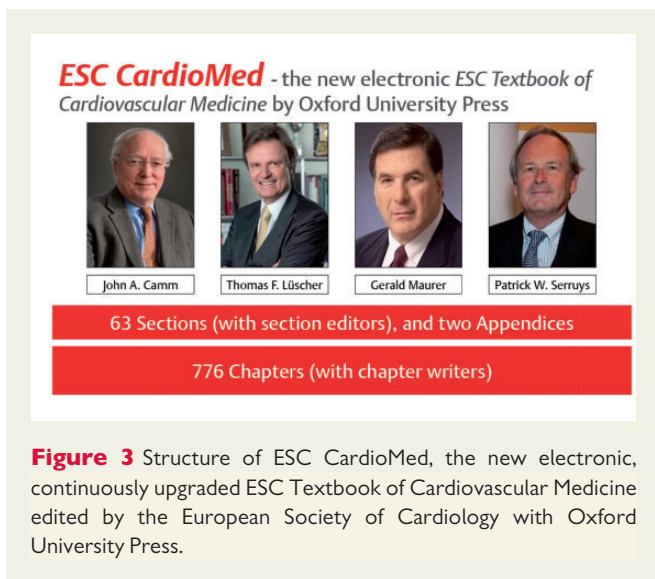


Figure 3 Structure of ESC CardioMed, the new electronic, continuously upgraded ESC Textbook of Cardiovascular Medicine edited by the European Society of Cardiology with Oxford University Press.

Congress of the *European Society of Cardiology* in Munich this August 2018, the majority of the chapters with a very few exceptions will be accessible online. The database is endowed with a sophisticated search system allowing rapid identification of the relevant parts of the book. Each of the chapters is illustrated, most with full colour figures and informative tables or videos of the most important clinical features. Indeed, particularly the imaging sections contain numerous videos of different cardiac conditions.

A novel aspect of the electronic *ESC Textbook of Cardiovascular Medicine* is first of all its name. It will be introduced under the name of *ESC CardioMed* to communicate its modern nature as a primarily comprehensive electronic database. Furthermore, and most importantly, it will be continuously updated three times a year, after each of the large cardiology congresses such as the Annual Congress of the *European Society of Cardiology*, the Scientific Sessions of the *American Heart Association*, and the Annual Congress of the *American College of Cardiology*. Updates will primarily involve new trials affecting clinical practice or new imaging or interventional techniques highly relevant for the management of patients, as well as new insights into causes and mechanisms of cardiovascular disease of clinical interest. This will avoid the problem that most textbooks encounter, i.e. that they are outdated by the time they appear.

The content

The content of the textbook is divided into 63 sections that cover major aspects of cardiovascular disease (Table 1).

Interaction with ESC Guidelines

A further major new aspect of *ESC CardioMed* is its alignment with the *ESC Guidelines*. Many leaders in the field as well as the users of the *ESC*

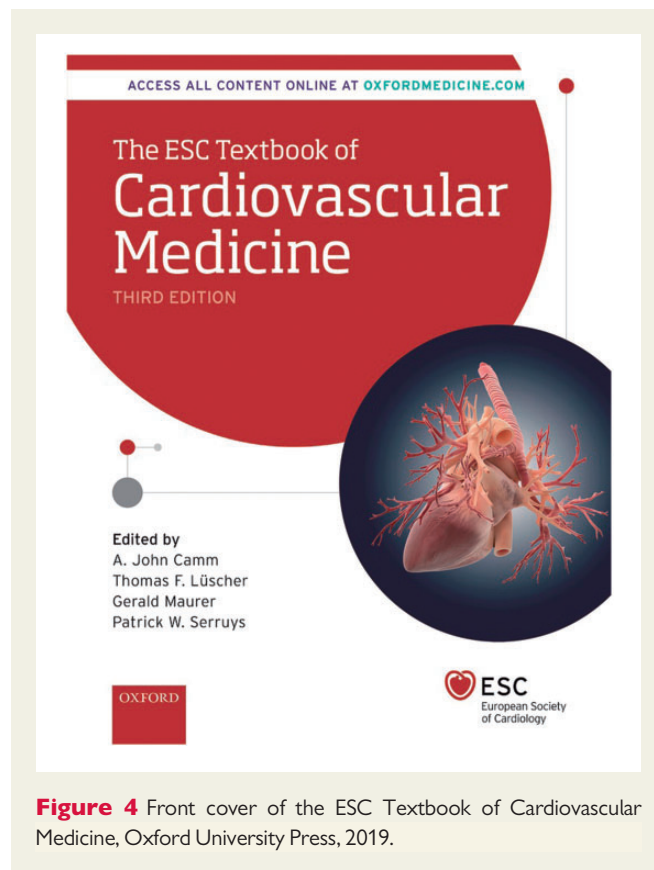


Figure 4 Front cover of the ESC Textbook of Cardiovascular Medicine, Oxford University Press, 2019.

Guidelines have felt for some time that the documents were too long and difficult to read and it was difficult to find the main message. Therefore, the editors of *ESC CardioMed* came together with the *ESC Guidelines Committee* and its chairman Stephan Windecker and decided to gradually bring the two products together. To that end, it is envisaged that the *ESC CardioMed* will provide the background knowledge such as mechanisms of disease, epidemiology, and describe the trials in more detail, while the *ESC Guidelines* will focus primarily on the recommendations. Examples of this synergy are the direct links between *ESC CardioMed* and the most recent *ESC Guidelines on Valvular Heart Disease* and on *Peripheral Arterial Disease* published in the *European Heart Journal*. This concept will make the *ESC Guidelines* more readable and digestible and still provide the full information through the links with *ESC CardioMed*. This process will take some time to be completed but is currently ongoing as new *ESC Guidelines* are being developed.

A print version will publish as *The ESC Textbook of Cardiovascular Medicine 3e* early in 2019 (Figure 4).

The editors and the leaders of the *European Society of Cardiology* involved in this project do hope that *ESC CardioMed* will be frequently used by our cardiologists and other care professionals around the world and will turn out to be essential in their daily practice.

A. Tofield

Conflict of interest: none declared.

Table I CardioMed table of contents

Part 1: Introduction to the cardiovascular system		
Section 1 Cardiovascular history and physical examination	Nicholas Boon	Section 34 Tumours of the heart
Section 2 Developmental biology of the heart	Miguel Torres	Section 35 Valvular heart disease
Section 3 Functional anatomy of the heart	Yen Ho	Section 36 Infective endocarditis
Section 4 Cardiovascular physiology	Guido Grassi	Section 37 Heart Failure
Section 5 Cardiovascular pharmacology	Faiez Zamad	Section 38 Bradycardia
Section 6 Anticoagulation	Raffaele DeCaterina	Section 39 Syncope
Section 7 Epidemiology and global burden	Sumeet Chugh	Section 40 Supraventricular tachycardias
Part 2: Investigations		
Section 8 Electrocardiogram	Antonio Bayes de Luna	Section 41 Atrial fibrillation
Section 9 Chest radiography	Christian Herold	Section 42 Ventricular tachycardia
Section 10 Cardiac ultrasound	Frank Flachskampf	Section 43 Sudden Cardiac Death
Section 11 Cardiovascular magnetic resonance	Dudley Pennell	Part 4: Vascular disease
Section 12 Cardiovascular computed tomography	Stephan Achenbach	Section 44 Systemic hypertension
Section 13 Nuclear cardiology and positron emission tomography	Philipp Kaufman	Section 45 Pulmonary Hypertension
Section 14 Invasive imaging - haemodynamics	Carlo diMario	Section 46 Diseases of the aorta
Section 15 Selection of imaging techniques	Jeroen Bax	Section 47 Trauma to the cardiovascular system
Part 3: Heart diseases		
Section 16 Genetics of CV diseases	Heribert Schunkert	Section 48 Non-cardiac surgery
Section 17 Congenital heart disease (GUCh)	John Deanfield	Section 49 Peripheral arterial diseases
Section 18 Prevention in cardiovascular disease and rehabilitation	Massimo Piepoli	Section 50 Venous thromboembolism
Section 19 Diabetes mellitus metabolics syndrome	Lars Ryden	Section 51 Venous disease
Section 20 Heart and the brain	Hans-Christoph Diener	Part 5: Specific populations – gender and race
Section 21 Cardiovascular problems in chronic kidney disease	Frank Ruschitska	Section 52 Cardiovascular disease in women
Section 22 Erectile dysfunction	Charalambos Vlachopoulos	Section 53 Pregnancy and heart disease
Section 23 Lung Disease	Martin Cowie	Section 54 Ethnicity
Part 6 Other aspects		
Section 24 Gastrointestinal disease	Gerhard Rogler	Section 55 Sports and heart disease
Section 25 Rheumatoid arthritis and the heart	Thomas Lüscher	Section 56 Elderly
Section 26 Rheumatic heart disease	Ferande Peters	Section 57 Precision Medicine
Section 27 Cardio-oncology	John Groarke	Section 58 Decision-making and the Heart Team
Section 28 HIV	Nombulelo Magula	Section 59 Psychological factors and heart disease
Section 29 Acute coronary syndromes	Stefan James	Section 60 Interpretation of clinical trials
Section 30 Takotsubo syndrome	Christian Templin	Section 61 Environment
Section 31 Chronic ischaemic heart disease	William Wyns	Section 62 Occupational and regulatory aspects
Section 32 Myocardial disease	Perry Elliott	Section 63 Economics and cost-effectiveness
Section 33 Pericardial disease	Yehuda Adler	Part 7: Appendices
		Appendix 1 Cardiovascular disease risk estimation
		Appendix 2 Patient reported outcome measures